

Diigo



What is Diigo?

- **Diigo is a multi-tool for personal knowledge management**
- **dramatically improves your workflow and productivity**
- **easy and intuitive, yet versatile and powerful**

Your productivity matters! Choose a plan that makes your life easier!

[Already have an account?](#)

Unlimited bookmarks / notes	Unlimited social privileges	Social plan	Standard plan
Limited social privileges for anti-spam	Certain advanced features	+	+
5 outliners	10 outliners	Unlimited outliners	Unlimited PDF annotation
500 highlights	2000 highlights	Unlimited cache with full-text search	Unlimited groups
100 images	500 images	Unlimited images	
	No ads	100 PDF files with annotation	
Free	Social \$5/year	Standard \$40/year, \$5/month	Professional \$59/year, \$6/month

Want more details of the plans as well as Education Specials? [Learn more](#) »



Give one year of Diigo Professional to your friends, teammates...»



TOP

↓ [Show all downloads...](#)



FC-Time-1-12oclock.pdf

FC-Time-Digital-24h....pdf

FC-Time-Digital-24hr.pdf

above. Over the years, as dozens of players in the same space have closed shops, often leaving users stranded, Diigo has steadfastly improved, as shown by the following evolution graph.

The Evolution of Diigo



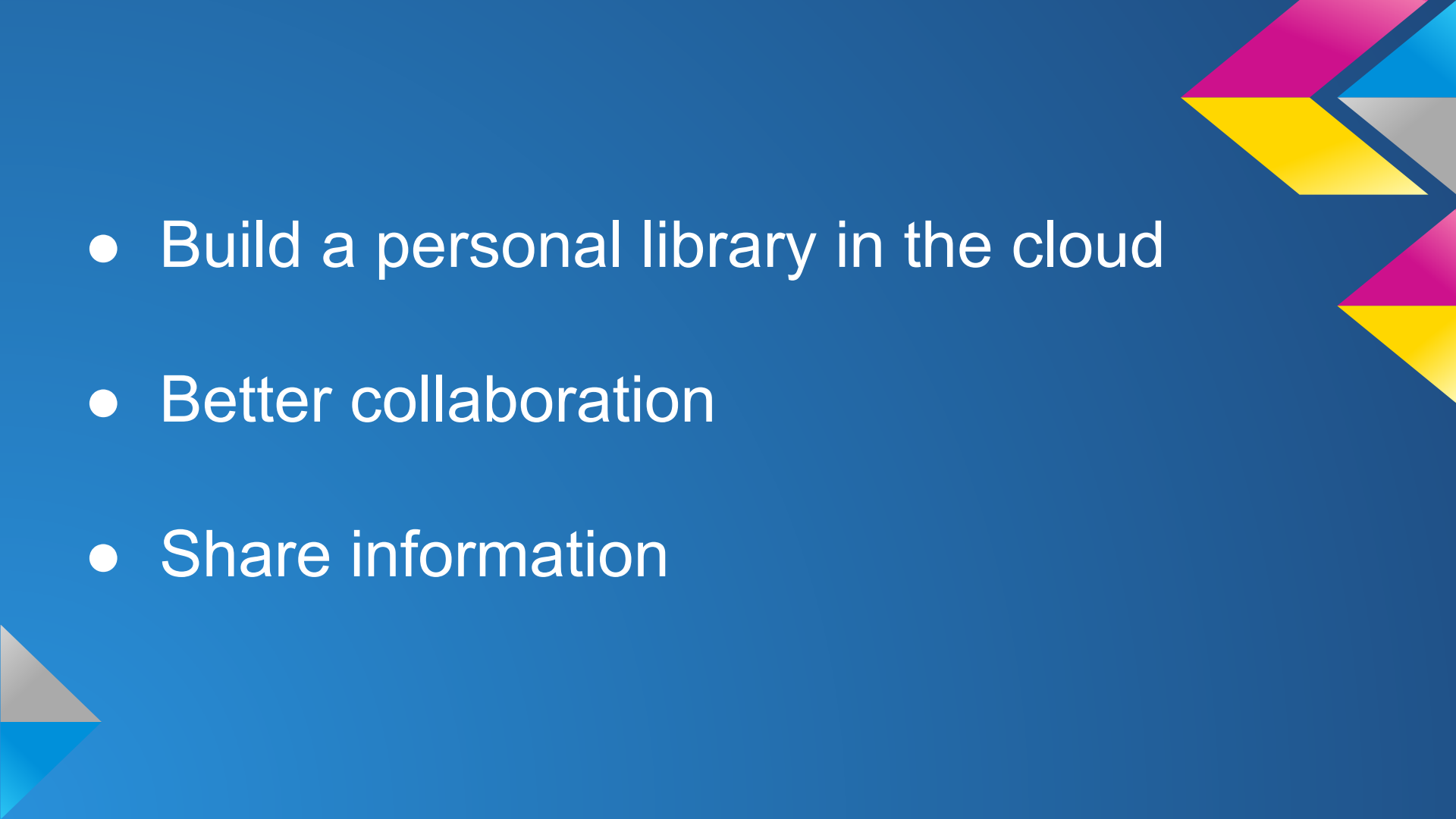
VIDEO Web Camera [Icons: Home, Mail, Tools]

Read more effectively

Annotation tools:

1. Add highlighters
2. Add sticky notes

No need to copy and paste into word documents.

- 
- The slide features a solid blue background. In the top right corner, there is a cluster of overlapping, colorful geometric shapes in shades of pink, yellow, and light blue. In the bottom left corner, there is a smaller, similar cluster of shapes in shades of grey and light blue.
- Build a personal library in the cloud
 - Better collaboration
 - Share information

Top Three Navigation menus

1. My Library-Research
2. My Network-Share
3. My Groups-Collaborate



My Library

Getting started with Chrome extension

Install the extension.

After the installation, the Diigo Chrome extension icon will appear to the right of the address bar.

Click it to open the menu-access all things.



-all information and items collected in the library.

-lets you find, sort, orgranise and share

-organise by adding tags or adding items to a list (play lists as interactive web slides)

-make items public or private

-can share an item to a group.



Bookmark

Saves link to the page on your library allowing you to access it later.

Annotate

- on the right side of the page
- used to highlight, annotate and make sticky notes on web page.
- highlighted text saves in Diigo library
- after you highlight, position mouse cursor over it and highlight pop-up menu will appear. This allows you to add notes, share or delete.

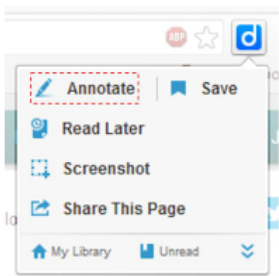
- My Groups Tutorial
 - General Tutorial
 - Share bookmarks
 - A demo group
- My network tutorial
 - Follow people
 - Browse my network
- Tools
 - Save to delicious
 - Send to blog
 - Chrome extension
- Educator Accounts
 - FAQ
 - Getting Started
- iPhone
 - List

Navigation
"My Outliners" Tutorial

The screenshot shows a browser window with the URL slashdot.org. The Diigo extension menu is open, displaying options: Annotate, Save, Read Later, Screenshot, Share This Page, My Library, and Unread. The background page features a search bar, navigation links (stories, submissions, popular, blog, ask slashdot, book reviews, games, idle, yro, cloud, hardware, linux), and a main article titled "IBM To Offer Watson Services In the Cloud" by samzenpus.

Save Bookmark to Diigo

Annotate



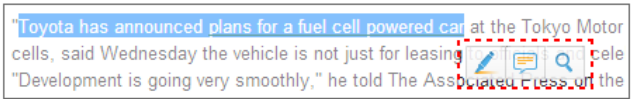
This option opens the annotation toolbar.

The annotation toolbar will appear on the right side of the page. It can be used to highlight, annotate, and make notes on a web page.



Highlight – On the annotation toolbar, the first icon allows you to select text that is important and highlight it just like you would on paper. The highlighted text will be saved to your Diigo library, so you don't need to go to the bookmarked page to access important paragraphs. (Need a how to highlight screenshot)

Highlighting can also be accomplished from the **context pop-up**. After the Chrome extension is installed, whenever you select text on a webpage, the **context pop-up** will appear, allowing you to accomplish text-related annotation.



Highlight Pop-up Menu – After you highlight some text, position your mouse cursor over it and the **highlight pop-up menu** will appear.



The highlight pop-up menu allows you to add notes to, share, or delete the highlight.

Read Later option

-Can mark as unread, read it later so that you won't lose the document.

Screenshot

-Can screenshot text, add your own text, arrows and shapes.



Share

-Can share this page, link of your annotated version through twitter, Facebook, Google and or Email.

PDF Full Text (657KB)

Times Cited in this Database (1)

Find Similar Results using SmartText Searching.

Database: Academic Search Complete

THE REGULAR EDUCATOR'S ROLE IN THE INDIVIDUAL EDUCATION PLAN PROCESS

Contents	
Changes in the Federal Individuals with Disabilities Education Act	
Possible Consequences for Not Following the Individual Education Plan	
Best Practice	
Conclusion	

Listen ▶ ■ American Accent ⚙️ ⬇️ ⏪

Congress reauthorized the **Individuals with Disabilities Education Act (IDEA)** in 1997, and new regulations were released in 1999. One of the major goals of the reauthorization was improving access to the general education curriculum for students with disabilities. The new regulations make sweeping changes in the **individual education plan (IEP) process**, specifying the involvement of **regular educators**.

These changes are particularly challenging for many secondary schools because of their organizational structure (e.g., students often see six or seven teachers per day, periods of instruction often are about an hour long, teachers are organized in departments). In this article I focus on specific changes to the IDEA regulations regarding the **regular educator's involvement** in the IEP process, possible consequences of not following a student's IEP, and some best practice suggestions to help **regular educators** at the secondary level comply with the law.

To illustrate how complex following the law might be for a secondary teacher, consider the following hypothetical case: Lori, a seventeen-year-old high school student with a learning disability, was placed in one special education class (English) and three **regular education classes** (science, social studies, and math). At the end of first semester, Lori was failing three of the four academic classes; she was passing only her special education class. In February, Lori's parents requested an impartial due process hearing because they felt that Lori's program was not appropriate. Part of the hearing included the questioning of Ms. Bolen, Lori's general education social studies teacher, by Mr. Blackman, the parents' attorney. Part of the questioning follows:

Mr. Blackman: Ms. Bolen, were you invited to the IEP meeting for Lori Smith held May 15?

Ms. Bolen: That has been a long time ago. I coach after school and usually am unable to go to IEP ...

Mr. Blackman: (interrupting) I didn't ask what you did in coaching, Ms. Bolen. I asked if you were invited to this meeting.

Ms. Bolen: I don't remember. I sometimes receive notices of meetings, but can't always attend.

Mr. Blackman: Ms. Bolen, were you in attendance at the IEP meeting dated May 15 for Lori?

Ms. Bolen: No.


Mr. Blackman: You were not in attendance even though the federal **Individuals with Disabilities Education Act** mandates your participation. Now, please read on the IEP that I am giving to you, page 3, under special accommodations.

Save
Cite
Export
Create Note
Permalink
Share

Educator Accounts

2 types:

1. Diigo Education Domain (School)
2. Diigo Educator Accounts (Teacher)-
Special Premium accounts for K12 and
higher education.



-Create student accounts for entire class (student email addresses are optional for account creation).

-Students in same class are automatically set up as a Diigo group-group bookmarks, annotations and group forums.

-Privacy settings of student accounts are pre-set so only teachers and classmates can communicate with them.

-Ads presented to student account uses are limited to education-related sponsors.

